



HD Flex[™] Fiber Cabling System Ordering Guide

HD Flex™ Ordering Guide



Panduit HD Flex™ Fiber Cabling System: Built for Next-Generation Density Demands.

The HD Flex™ Fiber Cabling System is engineered to provide the highest levels of density and serviceability for high-performance data centers. The system is purposely designed to enable organizations to easily scale up density and execute moves, adds and changes quickly and safely, without disrupting adjacent circuits.

Technicians can take advantage of the unique benefits provided by the HD Flex™ Cabling System.

- Innovative cable management that positions trunk cables away from the rear of the enclosure, providing enhanced access for moves, adds, and changes
- Split trays inside the enclosure support safe moves, adds, and changes
- Cassettes accessible from the front or back to streamline installation and migrations from 10G to 40G/100G Ethernet and beyond
- Convertible enclosures and panels that accommodate 4-port, 6-port, and/or 12-port cassettes

HD Flex™ Ordering Guide

HD Flex™ Enclosures, Panels, and Zero RU Bracket



FLEX4U04



FLEX1UPN04



FLEX1U06



FLEX1UPN06



FLEX-0RUBR06



FLEX1U12



FLEX1UPN12

Part Number	Description	Cassette/FAP Openings
HD Flex™ 4-Port Fiber Enclosures, Panels, and Zero RU Bracket		
Enclosures		
FLEX1U04	1 RU HD Flex™ 4-Port Enclosure.	18
FLEX2U04	2 RU HD Flex™ 4-Port Enclosure.	36
FLEX4U04	4 RU HD Flex™ 4-Port Enclosure.	72
Panels		
FLEX1UPN04	1 RU HD Flex™ 4-Port Panel.	18
FLEX2UPN04	2 RU HD Flex™ 4-Port Panel.	36
FLEX4UPN04	4 RU HD Flex™ 4-Port Panel.	72
Zero RU Cassette Holder and Bracket		
FLEX-0RUBR04	HD Flex™ 0 RU 4-Port Bracket and Cassette Holder.	3
FLEX-0RUCH04	HD Flex™ 0 RU 4-Port Cassette Holder.	
HD Flex™ 6-Port Fiber Enclosures, Panels, and Zero RU Bracket		
Enclosures		
FLEX1U06**	1 RU HD Flex™ 6-Port Enclosure.	12
FLEX2U06**	2 RU HD Flex™ 6-Port Enclosure.	24
FLEX4U06**	4 RU HD Flex™ 6-Port Enclosure.	48
Panels		
FLEX1UPN06**	1 RU HD Flex™ 6-Port Panel.	12
FLEX2UPN06**	2 RU HD Flex™ 6-Port Panel.	24
FLEX4UPN06**	4 RU HD Flex™ 6-Port Panel.	48
Zero RU Cassette Holder and Bracket		
FLEX-0RUBR06**	HD Flex™ 0 RU 6-Port Bracket and Cassette Holder.	2
FLEX-0RUCH06	HD Flex™ 0 RU 6-Port Cassette Holder.	
HD Flex™ 12-Port Fiber Enclosures, Panels, and Zero RU Bracket		
Enclosures		
FLEX1U12	1 RU HD Flex™ 12-Port Enclosure.	6
FLEX2U12	2 RU HD Flex™ 12-Port Enclosure.	12
FLEX4U12	4 RU HD Flex™ 12-Port Enclosure.	24
Panels		
FLEX1UPN12	1 RU HD Flex™ 12-Port Panel.	6
FLEX2UPN12	2 RU HD Flex™ 12-Port Panel.	12
FLEX4UPN12	4 RU HD Flex™ 12-Port Panel.	24
Zero RU Cassette Holder and Bracket		
FLEX-0RUBR12	HD Flex™ 0 RU 12-Port Bracket and Cassette Holder.	1
FLEX-0RUCH12	HD Flex™ 0 RU 12-Port Cassette Holder.	

**Offered in White (add WH to Part Number for White).

HD Fusion Splicing Enclosure



FRMHSS-4RU

Part Number	Description
FRMHSS-4RU	HD-Fusion – fiber rack mount hyperscale splicing solution 4 RU that can splice up to 576 single fibers and 864 ribbon fibers.
FST48	Fiber splice tray kit for up to 48 mechanical or fusion splices for use in Panduit FRMHSS-4RU.
FST144R	Fiber splice tray kit for up to 144 ribbon fusion splices for use in Panduit FRMHSS-4RU.

HD Flex™ Ordering Guide

HD Flex™ Fiber Optic Cassettes



FHCZO-12-10AS



FHCXO-24-10AN



FHCXO-24F-10AS

Part Number	Fiber Type	Fiber Count	Port Count	Number of MPO's	Number of Duplex LC's	Performance
HD Flex™ LC/MPO Cassettes						
6-port						
FHCXO-12-10**	OM3	12	6	1 x 12f	6	Optimized
FHCXA-12-10**	OM3	12	6	1 x 12f	6	Ultra
FHCZO-12-10**	OM4	12	6	1 x 12f	6	Optimized
FHCZA-12-10**	OM4	12	6	1 x 12f	6	Ultra
FHCSA-12-10**	OM4+	12	6	1 x 12f	6	Ultra
FHCWA-12-10**	OM5+	12	6	1 x 12f	6	Ultra
FHC9N-12-10**	OS2	12	6	1 x 12f	6	Standard
** AS for Method A, AF for Modified Method A (pair flipped), BN for Method B, U for Universal						
12-Port						
FHCXO-24-10**	OM3	24	12	2 x 12f	12	Optimized
FHCXA-24-10**	OM3	24	12	2 x 12f	12	Ultra
FHCZO-24-10**	OM4	24	12	2 x 12f	12	Optimized
FHCZA-24-10**	OM4	24	12	2 x 12f	12	Ultra
FHCSA-24-10**	OM4+	24	12	2 x 12f	12	Ultra
FHCWA-24-10**	OM5+	24	12	2 x 12f	12	Ultra
FHC9N-24-10**	OS2	24	12	2 x 12f	12	Standard
** AS for Method A, AF for Modified Method A (pair flipped), BN for Method B, U for Universal						
FHCXO-24F-10A	OM3	24	12	1 x 24f	12	Optimized
FHCZO-24F-10A	OM4	24	12	1 x 24f	12	Optimized
FHC9N-24F-10A	OS2	24	12	1 x 24f	12	Standard



HD Flex™ Ordering Guide

HD Flex™ Fiber Optic Cassettes (continued)



FHC3ZO-08H-10B




FHC39N-08-10AN



FHC3ZO-24H-10A

Part Number	Fiber Type	Fiber Count	Port Count	Number of Rear MPO's	Number of Front Duplex LC's	Performance
HD Flex™ 4-to-1 Conversion Cassettes						
4 Port						
FHC3XO-08H-10*	OM3	8	4	1x8f	4	Optimized
FHC3ZA-08H-10*	OM4	8	4	1x8f	4	Ultra
FHC3ZO-08H-10*	OM4	8	4	1x8f	4	Optimized
FHC39N-08H-10*	OS2	8	4	1x8f	4	Standard
* = A for Method A, B for Method B						
6 Port						
FHC3XO-08-10*	OM3	8	4	1x8f	4	Optimized
FHC3ZA-08-10*	OM4	8	4	1x8f	4	Ultra
FHC3ZO-08-10*	OM4	8	4	1x8f	4	Optimized
FHC39N-08-10*	OS2	8	4	1x8f	4	Standard
* = A for Method A, B for Method B/Universal						
12 Port						
FHC3XO-24H-10*	OM3	24	12	3x8f	12	Optimized
FHC3ZA-24H-10*	OM4	24	12	3x8f	12	Ultra
FHC3ZO-24H-10*	OM4	24	12	3x8f	12	Optimized
FHC39N-24H-10*	OS2	24	12	3x8f	12	Standard
* = A for Method A, B for Method B/Universal						

(continued on next page)



HD Flex™ Ordering Guide

HD Flex™ Fiber Optic Cassettes (continued)



FHCXO-24F-10AS

Part Number	Fiber Type	Fiber Count	Port Count	Number of Rear MPO's	Number of Front Duplex LC's	Performance
100GBASE-SR10 and SR12 Breakout Cassettes						
12 Port						
FHCXO-20F-10A	OM3	20	10	1 x 20f	10	Optimized
FHCZO-20F-10A	OM4	20	10	1 x 20f	10	Optimized
FHC9N-20F-10A	OS2	20	10	1 x 20f	10	Standard
FHCXO-24F-10A	OM3	24	12	1 x 24f	12	Optimized
FHCZO-24F-10A	OM4	24	12	1 x 24f	12	Optimized
FHC9N-24F-10A	OS2	24	12	1 x 24f	12	Standard



FHCZU-48-NMMA

Part Number	Fiber Type	Fiber Count	Port Count	Number of Rear MPO's	Number of Front MPO's	Performance
HD Flex™ Dark Fiber Conversion Cassettes						
FH4ZU-24-NMNM*	OM4	24	12	2x12f	3x8f	Ultra
FH4ZU-48-NMNM*	OM4	48	12	4x8f	6x8f	Ultra

* = A for Method A, B for Method B.



FHSXO1210R

Part Number	Fiber Type	Fiber Count	Port Count	Number of Duplex Lc's	Performance
HD Flex™ Splice Cassettes					
FHSXN-12-10*	OM3	12	6	6	Standard
FHSXO-12-10*	OM3	12	6	6	Optimized
FHSZO-12-10*	OM4	12	6	6	Optimized
FHS9N-12-10*	OS2	12	6	6	Standard

** P for 250um pigtails, R for ribbon pigtails.

Part Number	Fiber Type	Live (In) Ports	Live (Out) Ports	TAP Ports	Split Ratio
HD Flex™ TAP Cassettes					
FHCT-5ZUB	OM4	1 MPO (Rear)	6 Duplex LC (Front)	1 MPO (Rear)	50/50
FHCT-7ZUB	OM4	1 MPO (Rear)	6 Duplex LC (Front)	1 MPO (Rear)	70/30
FHCT-5ZUC	OM4	2 Duplex LC (Front)	2 Duplex LC (Front)	2 Duplex LC (Front)	50/50
FHCT-7ZUC	OM4	2 Duplex LC (Front)	2 Duplex LC (Front)	2 Duplex LC (Front)	70/30
FHCT-5ZUFB	OM4 (BiDi TAP)	1 Duplex LC (Front)	1 Duplex LC (Front)	2 Duplex LC (Front)	50/50

HD Flex™ Ordering Guide

HD Flex™ Adapter Panel and Accessories



FHSXN-12-10N



FHMP-6-ABL



FHSBBL06W

Part Number	Description
HD Flex™ LC and MPO Fiber Adapter Panels and Blanking Panels	
LC Fiber Adapter Panels + A135: B183	
FHSXN-12-10N	6 LC duplex multimode adapters in Aqua with zirconia sleeves.
FHS9N-12-10N	6 LC duplex multimode adapters in Blue with zirconia sleeves.
MPO Fiber Adapter Panels	
FHMP-6-ABL	6 MPO type A adapters (key-Up to key-down) in Black.
FHMP-6-BCG	6 MPO type B adapters (key-Up to key-up) in Charcoal Gray.
FHMP-6-ARD	6 MPO type A adapters (key-Up to key-down) in Red.
Blanking Panels	
FHSBBL06W	HD Flex™ Blanking Panel for 6-port enclosures and panels.
Rail Kits for Enclosures	
FLEX-RAIL04EN	HD Flex™ 4 port Enclosure rail kit, 1 RU, 12 rails, 36 labels.
FLEX-RAIL06EN	HD Flex™ 6 port Enclosure rail kit, 1 RU, 6 rails, 12 labels.
Rail Kits for Panels	
FLEX-RAIL04PN	HD Flex™ 4-Port Panel Rail kit, 1 RU, 12 rails.
FLEX-RAIL06PN	HD Flex™ 6-Port Panel Rail kit, 1 RU, 6 rails.

(continued on next page)

HD Flex™ Ordering Guide

HD Flex™ Adapter Panel and Accessories (continued)



FLEX-RCM1U




FLEX-FCM1UA



FLEX-PLATE1U



FLEX-CLIP12



FLEX-CM18S



FLEX-CM-1UB



FLEX-OPTI-1RU

Part Number	Description
HD Flex™ Adapter Cable Management and Accessories	
Rear Cable Manager	
FLEX-RCM1U**	1 RU HD Flex™ Rear Cable Manager.
FLEX-RCM4U**	4 RU HD Flex™ Rear Cable Manager.
Front Cable Manager	
FLEX-FCM1UA**	1 RU HD Flex™ Front Cable Manager.
FLEX-FCM2UA**	2 RU HD Flex™ Front Cable Manager.
FLEX-FCM4UA**	4 RU HD Flex™ Front Cable Manager.
HD Flex Plate	
FLEX-PLATE1U**	HD Flex™ Enclosure Trunk Slack Plate 1 RU.
FLEX-PLATE2U**	HD Flex™ Enclosure Trunk Slack Plate 2 RU.
FLEX-PLATE4U**	HD Flex™ Enclosure Trunk Slack Plate 4 RU.
HD Flex Rear Cover Kit for Enclosures	
FLEX-PLATE1UR	HD Flex™ Enclosure Trunk Slack Plate with rear cover – 1 RU.
FLEX-PLATE2UR	HD Flex™ Enclosure Trunk Slack Plate with rear cover – 2 RU.
FLEX-PLATE4UR	HD Flex™ Enclosure Trunk Slack Plate with rear cover – 4 RU.
HD Flex Rear Cover Kit for Panels	
FLEX-PLATE1UPR	HD Flex™ Patch Panel Trunk Slack Plate with rear cover – 1 RU.
FLEX-PLATE2UPR	HD Flex™ Patch Panel Trunk Slack Plate with rear cover – 2 RU.
FLEX-PLATE4UPR	HD Flex™ Patch Panel Trunk Slack Plate with rear cover – 4 RU.
HD Flex Trunk Transition Clips	
FLEX-CLIP12	HD Flex™ Trunk Transition Clip (quantity 2); 12 position.
FLEX-CLIP18	HD Flex™ Trunk Transition Clip (quantity 2); 18 position.
Universal Cable Managers	
FLEX-CM12S	HD Flex™ Universal Rear Cable Manager includes FLEX-CLIP12.
FLEX-CM18S	HD Flex™ Universal Rear Cable Manager includes FLEX-CLIP18.
FLEX-CM12C	HD Flex™ Universal Rear Cable Manager for PEV12 includes 2 FLEX-CLIP12.
FLEX-CM18C	HD Flex™ Universal Rear Cable Manager for PEV12 includes 2 FLEX-CLIP18.
Universal Cable Manager Mounting Brackets	
FLEX-CM-1UB	HD Flex™ Universal Expandable Cable Management Bracket (front to back of cabinet or 4 post rack).
FLEX-CM-1UBKIT	HD Flex™ Cable Management 1 RU Universal Bracket 19" Kit (2 FLEX-CM-1UB and horizontal strain relief bar)
HD Flex Conversion Bracket	
FLEX-OPTI-1RU	HD Flex™ Bracket Adapter for Opticom Enclosures 1 RU.

**Offered in White (add WH to Part Number for White).

HD Flex™ Ordering Guide

HD Flex™ Trunk Assemblies

part number

Example: FXUYF7575XNF030 - OM3 24-fiber indoor trunk, plenum, PanMPO™ Female to PanMPO™ Female, 39" break-outs with HD Flex™ transitions, Method A polarity, optimized IL., no pulling eye, 30 feet.



CHARACTER	1	2	3	4	5	6	7	8	9	10	11	12	13	14	15
EXAMPLE	F	X	U	Y	P	7	5	7	5	X	N	F	0	3	0

1 – Fiber

F = Fiber

2 – Fiber Type

9 = OS2 9/125µm

X = OM3 50/125µm

Z = OM4 50/125µm

3 – Fiber Count

T = 12 fiber

U = 24 fiber

4 – Cable Type

Y = Indoor small diameter trunk cable

5 – Jacket Type

L = Low Smoke Zero

Halogen (LSZH)

P = Plenum (OFNP)

6 – Connector Type (End 'A')

5 = Singlemode MPO Female

6 = Singlemode MPO Male

7 = Multimode PanMPO Female

8 = Multimode PanMPO Male

7 – Connector Variant (End 'A')

5 = 39" Breakout with transition

8 – Connector Type (End 'B')

5 = Singlemode MPO Female

6 = Singlemode MPO Male

7 = Multimode PanMPO Female

8 = Multimode PanMPO Male

9 – Connector Variant (End 'B')

5 = 39" Breakout with transition

10 – Construction/Performance

A = Singlemode Polarity A - Standard IL

X = Multimode Polarity A - Optimized IL

Y = Multimode Polarity B - Optimized IL

K = Multimode Polarity A - Ultra Low IL

L = Multimode Polarity B - Ultra Low IL

11 – Other

N = No pulling eye (15 - 100ft, 5 - 30m)

A = Pulling eye end A (>100ft, > 30m)

12 – Unit of Length

F = Feet (OFNP)

M = Meters (LSZH)

13, 14, 15 – Cable Assembly Length

015 - 300ft 1ft increments to 100ft,

5ft increments to 300ft

005 - 100m, 1m increments

HD Flex™ Harness Assemblies

part number

Example: FZTRP8NQSONF003 = Fiber OM4, 12-fiber, round, plenum rated, PanMPO male to Push/Pull duplex LC harness with 61cm equal breakout, standard IL, no pulling eye, 3 feet



CHARACTER	1	2	3	4	5	6	7	8	9	10	11	12	13	14	15
EXAMPLE	F	Z	T	R	P	8	N	Q	S	O	N	F	0	0	3

1 – Fiber Product

F = Fiber

2 – Fiber Type

9 = Singlemode

X = OM3

Z = OM4

3 – Fiber Count

T = 12-fiber

8 = 8-fiber

4 – Cable Type

R = Round

5 – Jacket Type

L = Low Smoke Zero Halogen (LSZH)

P = Optical Fiber Nonconductive Plenum (OFNP)

6 – Connector Type End "A"

5 = Singlemode MPO Female

6 = Singlemode MPO Male

7 = Multimode PanMPO™ Female

8 = Multimode PanMPO™ Male

7 – Connector Variant

N = No variant

8 – Connector Type End "B"

Q = Push/Pull Duplex LC

9 – Connector Variant

S = 24-inch (61 cm)

10 – Performance/Construction

S = Standard IL / Standard Fanout (Singlemode)

O = Optimized IL / Standard Fanout (Multimode)

Q = Standard IL / 4-to-1 Conversion (Singlemode) 8-fiber only

V = Optimized IL / 4-to-1 Conversion (Multimode) 8-fiber only

N = Ultra Low IL/Standard Fanout (OM4 Only)

11 – Other

N = No variant

12 – Unit of Length

M = Meters

F = Feet

13, 14, 15 – Length

Meters: 001 to 010, 1.5, 2.5, 3.5, 4.5

Feet: 003 to 030

HD Flex™ Ordering Guide

HD Flex™ Patch Cords

part number

Example: FX2ERQ1Q1SNM005 = Fiber, OM3, 2-fiber, 1.6mm cable, riser rated, LC push-pull connector to LC push-pull connector, standard IL, 5 meters

CHARACTER	1	2	3	4	5	6	7	8	9	10	11	12	13	14	15
EXAMPLE	F	X	2	E	R	Q	1	Q	1	S	N	M	0	0	5



1 – Fiber Product

F = Fiber

2 – Fiber Type

X = OM3 50/125µm

Z = OM4 50/125µm

9 = OS1/OS2 9/125µm

3 – Fiber Count

2 = 2-fiber

4 – Cable Type

E = 1.6mm

5 – Jacket Type

L = LSZH (Low Smoke Zero Halogen)

R = OFNR (Riser)

6 – Connector Type

Q = LC Push-Pull connector

7 – Connector Variant

1 = 1st Gen (Low Profile Duplex LC)

8 – Connector Type

Q = LC Push-Pull connector

9 – Connector Variant

1 = 1st Gen (Low Profile Duplex LC)

10 – Performance/Construction

S = Standard IL/Straight Through (A-B)

O = Optimized IL/Straight Through (A-B)

N = Ultra IL/Straight Through (A-B)

11 – Connector Variant

N = No variant

12 – Unit of Length

M = Meters

F = Feet

13, 14, 15 – Length

001 - 050 in 1 meter increments

1/2 meter increments available between 1 and 10 meters, ex 3.5

Foot-length increments available from 1 to 25 feet in Riser-rated jacket only

QuickNet™ 24F MPO Trunk Assemblies

part number

Example: FZUYPE5E5XAF050 = Fiber, OM4, 24-fiber, indoor trunk, plenum rated, (1) 24F MPO female to (1) 24F MPO female, HD Flex transitions and 1-meter breakout, Method A, optimized IL, with pulling eye, 50-feet

CHARACTER	1	2	3	4	5	6	7	8	9	10	11	12	13	14	15
EXAMPLE	F	Z	U	Y	P	E	5	E	5	X	A	F	0	5	0



1 – Fiber Product

F = Fiber

2 – Fiber Type

9 = Singlemode

X = OM3

Z = OM4

3 – Fiber Count

U = 24-fiber

4 – Cable Type

Y = Small diameter indoor

5 – Jacket Type

P = Plenum

L = LSZH

6 – Connector (End “A”)

E = 24F MPO female

F = 24F MPO male

7 – Connector Variant

5 = HD Flex transition, 1m breakout

8 – Connector (End “B”)

E = 24F MPO female

F = 24F MPO male

9 – Connector Variant

5 = HD Flex transition, 1m breakout

10 – Polarity/Performance

A = Singlemode, Method A, Standard IL

X = Multimode, Method A, Optimized IL

11 – Pulling Eye

A = Pulling eye

N = No pulling eye

12 – Length, Unit of Measure

F = Feet (Plenum)

M = Meters (LSZH)

13, 14, 15 – Assembly Length

F = 015 to 300 feet (Plenum)

M = 001 to 030 meters (LSZH)


HD Flex™ Ordering Guide

QuickNet™ 24F MPO Interconnect Assemblies

part number

Example: FZUYPENENXNF015 = Fiber, OM4, 24-fiber, interconnect, plenum rated, (1) 24F MPO female to (1) 24F MPO female, Method A, optimized IL, 15-feet

CHARACTER	1	2	3	4	5	6	7	8	9	10	11	12	13	14	15
EXAMPLE	F	Z	U	R	P	E	N	E	N	X	N	F	0	1	5



1 – Fiber Product

F = Fiber

2 – Fiber Type

9 = Singlemode

X = OM3

Z = OM4

3 – Fiber Count

U = 24-fiber

4 – Cable Type

R = Round, 3.6mm indoor

5 – Jacket Type

P = Plenum

L = LSZH

6 – Connector (End “A”)

E = 24F MPO female

F = 24F MPO male

7 – Connector Variant

N = No variant

8 – Connector (End “B”)

E = 24F MPO female

F = 24F MPO male

9 – Connector Variant

N = No variant

10 – Polarity/Performance

A = Singlemode, Method A, Standard IL

X = Multimode, Method A, Optimized IL

Y = Multimode, Method B, Optimized IL

11 – Pulling Eye

N = No pulling eye

12 – Length, Unit of Measure

F = Feet (Plenum)

M = Meters (LSZH)

13, 14, 15 – Assembly Length

F = 003 to 100 feet (Plenum)

M = 001 to 030 meters (LSZH)

QuickNet™ 24F MPO to (2) 12F MPO Harness Assemblies

part number

Example: FZURPEN74XNF050 = Fiber, OM4, 24-fiber, plenum rated, (1) 24F MPO female to (2) 12F MPO female assembly, 24" breakout with HD Flex transition, Method A, optimized IL, 50-feet

CHARACTER	1	2	3	4	5	6	7	8	9	10	11	12	13	14	15
EXAMPLE	F	Z	U	R	P	E	N	7	4	X	N	F	0	5	0



1 – Fiber Product

F = Fiber

2 – Fiber Type

9 = Singlemode

X = OM3

Z = OM4

3 – Fiber Count

U = 24-fiber

4 – Cable Type

R = Round, 3.6mm indoor

5 – Jacket Type

P = Plenum

L = LSZH

6 – Connector (End “A”)

E = 24F MPO female

F = 24F MPO male

7 – Connector Variant

N = No variant

8 – Connector (End “B”)

5 = Singlemode, (2) 12F MPO Female

7 = Multimode, (2) 12F PanMPO™ Female Connector

9 – Connector Variant

4 = HD Flex™ Transition, 24" breakout

10 – Polarity/Performance

A = Singlemode, Method A, Standard IL

X = Multimode, Method A, Optimized IL

Y = Multimode, Method B, Optimized IL

11 – Pulling Eye

N = No pulling eye

12 – Length, Unit of Measure

F = Feet (Plenum)

M = Meters (LSZH)

13, 14, 15 – Assembly Length

F = 003 to 100 feet (Plenum)

M = 001 to 030 meters (LSZH)



PANDUIT®

Panduit Corp.
World Headquarters
Tinley Park, IL 60487

800.777.3300

www.panduit.com