


HOW CLOSE ARE WE TO THE EDGE?

Together, *Mission Critical* and Panduit commissioned Clear Seas Research to conduct a [survey](#) measuring industry awareness and usage of edge computing solutions. Take a look at the findings.

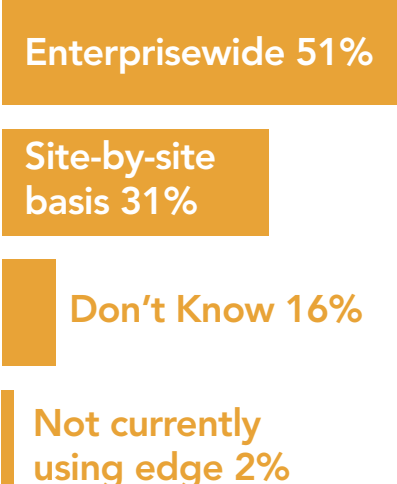
NETWORK INFRASTRUCTURE

Participants were asked which option best describes their organization's primary network infrastructure model.

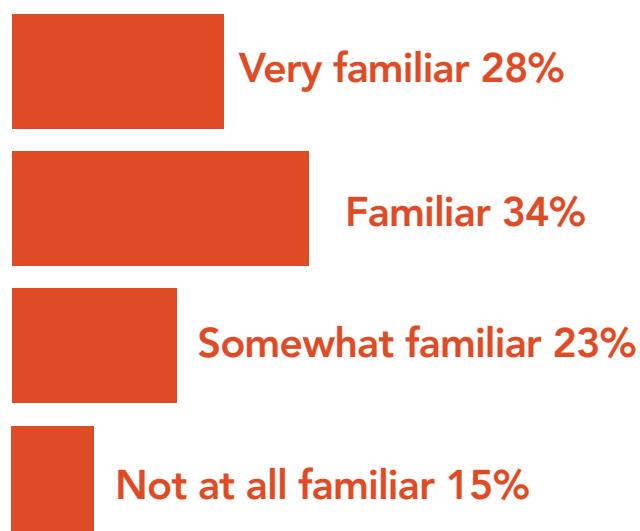


EDGE INFRASTRUCTURE

DEPLOYMENT APPROACH



FAMILIARITY



With 85% of the industry reporting at least some familiarity with edge, now is a prime time to explore how an edge infrastructure strategy can enhance IT systems.

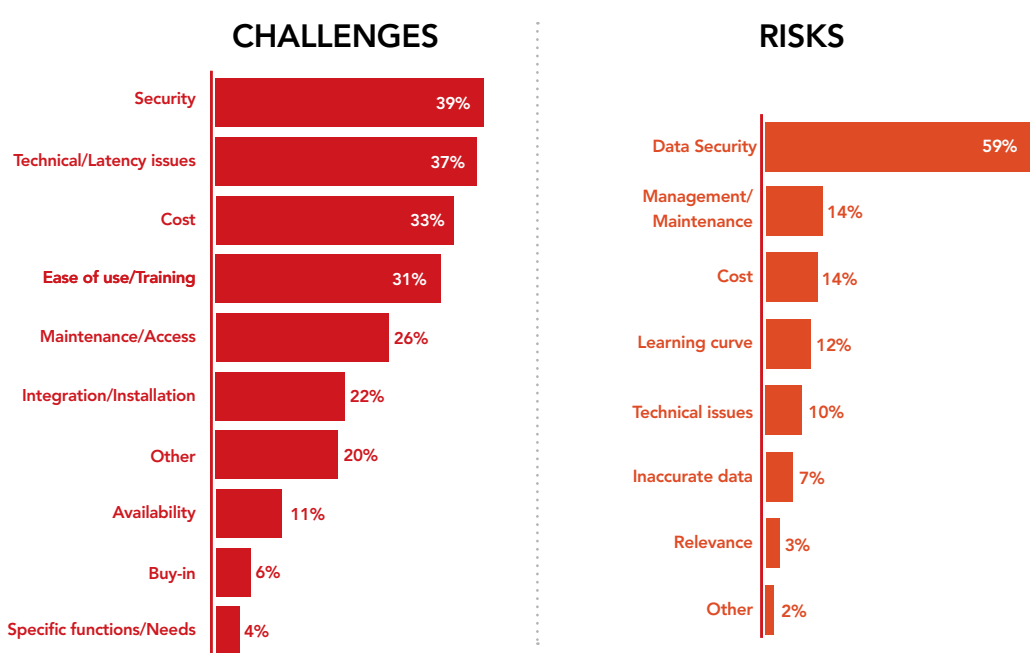
IMPLEMENTATION

A greater distribution of IT systems and more connected devices are pushing the industry toward the edge with nearly one-third of organizations reporting plans to implement edge into their infrastructure model in the next two years.



CHALLENGES AND CONCERNS

As with any new technology, there are a number of concerns to face when deciding to move closer to the edge. At least one-third of participants report data security and latency as the top challenges when it comes to edge deployment.



WHO DECIDES?

Implementing edge technology may be a company-wide effort, but the decision for most organizations comes down to the network engineers and IT management.

EDGE DEPLOYMENT DECISION-MAKERS: IMPLEMENTATION

