


Panduit Fault Managed Power System

specifications

The Panduit Fault Managed Power System (FMPS) is a novel remote power delivery system that allows wireless System Integrators to provide power to wireless systems. The Panduit FMPS shall remotely power electrical devices such as remote radios, small cells, security cameras, access controls, and indoor and outdoor Distributed Antenna Systems (DAS). The system shall be safe, simple to install, easy to manage or upgrade over time, and can provide power over long distances. The Panduit FMPS shall comply with the latest UL 1400-1 Standard and shall be ideal for larger venues or complex installations that require a centralized power solution. The Panduit FMPS is scalable and shall allow multiple configurations of three hot-swappable power supplies and nine hot-swappable transmitter modules with quick-insert screw terminals and deliver up to 4.8 kW to remote receivers up to 2 km away. The remote receivers shall accept power feeds from multiple transmitter modules, deliver up to 1.6 kW of power to an unlimited number of end devices, and shall be compatible with devices that require ± 48 VDC power. The remote receivers shall be easily configured, monitored, and controlled using the graphical user interface for the system. The Panduit FMPS shall minimize rack space used with its 1 RU design and shall use an additional RU for cable management if desired.

technical information


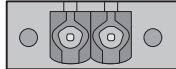


	Transmitter Chassis	Power Supply Unit	Transmitter Module	Receiver
Model Number	PXTCYZ	PXUYZ	PXTMY	PXRYZ
Part Number	PXTC1ARA	PXU1AJANNXX	PXTM1AF	PXR1AJD
Input Voltage	Transmitter Chassis accepts up to 3 Power Supply Units. See Power Supply Module specifications for details.	115 to 230 VAC, single phase, 50-60 Hz (Output power de-rates at <180 VAC)	± 180 VDC nominal Meets high impedance requirement by UL-1400-1 Standard	± 180 V Pulses 2 ms ON with a max duty cycle of 66%
Input Current		15.2 Amps @ 115 VAC nominal 7.6 Amps @ 230 VAC nominal	—	3.0A pk max.
Inrush Current		50 Amps cold start		—
Leakage Current		<1.1 mA at 230 VAC		—
Output Voltage	Transmitter chassis accepts up to 9 Transmitter Modules. See Transmitter Module specifications for details.	360 VDC ± 12.5 VDC $\pm 1\%$, 300 mV pk -pk ripple	± 180 V Pulses 2 ms ON, max. duty cycle of 66%	± 48 VDC $\pm 1\%$ @ 77°F (25°C)
Output Current		4.5 Amps	7 Amps pk max. current, limited on each pulse	Receiver accepts up to 3 inputs from Transmitter Modules. Per input channel: ± 12.5 Amps $\pm 5\%$ @ 25°C
Output Power	4800 W (Based on fully loaded Transmitter Chassis)	1600 W (Based on 208 VAC input)	600 W	Per input channel: 600 W Maximum per Receiver: 1600 W
Efficiency	—	>92%	Peak efficiency 99%	Peak efficiency 97%
Power Factor		>0.9 at 230 VAC at Full Load	—	—
Isolation		3kV input to output 2kV input to ground 0.5kV output to ground		
Insulation		100 M Ω minimum at 500 VDC 25°C 70% Relative Humidity		
Recommended Breaker Size		2-pole 20 Amps feed		
Alarm Output		80mA AC or DC, 30 Ω max, 5kV RMS isolation, <1 μ A leakage at 350 V, Contacts rated for 30 V Maximum wire size: 16 AWG (1mm ²)		

Panduit Fault Managed Power System

technical information *(continued)*



	Transmitter Chassis	Power Supply Unit	Transmitter Module	Receiver	
Model Number	PXTCYZ	PXUYZ	PXTMY	PXRYZ	
Part Number	PXTC1ARA	PXU1AJANNXX	PXTM1AF	PXR1AJD	
Mechanical	Dimensions In. (mm)	22"L x 17.5"W x 1.7"H (553.9mm x 445.8mm x 43.8mm) 1 RU	11.1"L x 5.63"W x 1.61"H (282mm x 143mm x 41mm)	8.78"L x 1.66"W x 1.61"H (223mm x 42.1mm x 41mm)	9.45"L x 9.4"W x 4.2"H (240mm x 239mm x 107mm)
	Weight Lbs. (kg)	Base Configuration: 12.75 lbs. (5.78 kg)	3.7 lbs. (1.68 kg)	1 lb. (0.45 kg)	15.45 lbs. (7 kg)
	Mounting	Horizontal or Vertical Mounting L Brackets for 2-Post of 4-Post Racks	Hot-swappable via quick release mount	Hot-swappable via quick release mount	Wall-mountable
	Connections	Inlet: IEC 60320 C-19 Transmitter Module Outlet: Screw terminal plug (12-30 AWG) Alarm Outlet: 2-pin spring loaded terminal (16-26 AWG) Network: TG-Style RJ45 connector	Inlet: IEC 60320 C-19 	Outlet: Screw terminal plug (12-30 AWG) 	Inlet: 3-Screw terminal plugs per channel (12-30 AWG) Outlet: 3-Screw terminal plugs (8-24 AWG)
Environmental	Operating Temperature Fahrenheit (Cecilius)	14°F to 122°F (-10°C to 50°C)			14°F to 140°F (-10°C to 60°C)
	Storage Temperature Fahrenheit (Cecilius)	14°F to 140°F (-10°C to 60°C)			
	Humidity	0% to 85%, non-condensing			
	Pollution Degree	3			
	Altitude Ft. (m) Fahrenheit (Cecilius)	6500' (2000m) Above 6500' (2000m), de-rate operating ambient temperature 41°F (5°C) per 328' (1000m)			

The Transmitter Chassis comes preloaded with a Management Module that has the following Software Specifications.

Protocols	DHCP, SNTP, SNMP V3/V2c, HTTP/HTTPS DNS, SSH, LDAP, RADIUS, SMTP *platform upgrades will allow protocol support to be increased through out the life of the product.
On Board Web Server	Onboard web application that supports monitoring, control, configuration and firmware updates of the system components. No configuration necessary. Simply enter the IP address of the Management Module in a browser and start viewing system data.
System Logs	System event logging capable of storing logs using on board memory. System log triggers tied to monitoring data and utilizing pre-defined critical threshold levels. Ready to use out of the box.
Notifications	Web application, SNMP and future protocols to support the ability to indicate critical notification information.



All Part Numbers Compliant with the U.S. Trade Agreements Act (TAA) for purchase shipped to the United States.

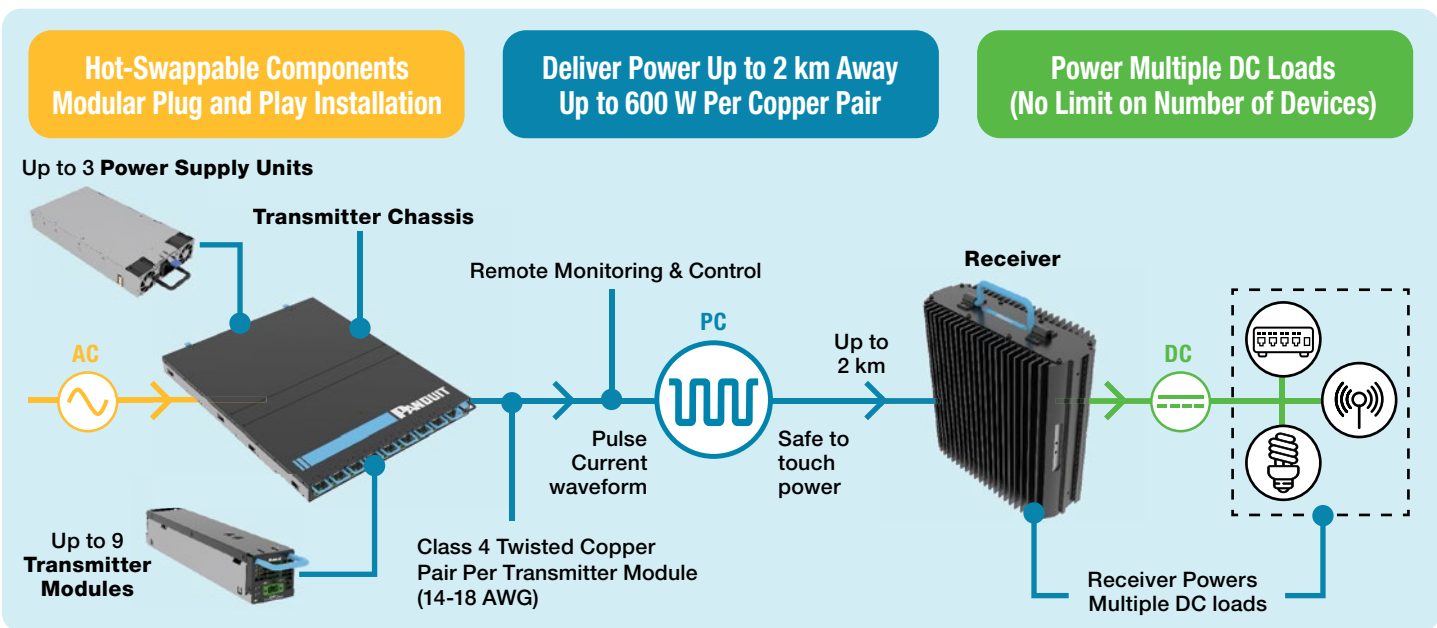
Panduit Fault Managed Power System

key features and benefits

UL 1400-1 Standard Certified	The first Class 4 Power system available on the market
Safe High-Voltage Power	A fault management system with built-in redundancy that detects and instantly stops power transmission when a fault occurs, making it a safe power delivery system that has all the safety benefits of Class 2 power systems.
Significant Power over Long Distance	Up to 30x the power and up to 30x the distance of a Class 2 power system using less copper pairs and thinner wire gauge, saving up to 60% on cable costs.
Simple & Efficient Installation	No conduit, junction boxes, circuit breakers, or permits are required as with traditional power. Technicians may install copper and fiber cabling simultaneously for greater cost and time savings over traditional power. Save up to 40% on material and installation costs.
Latest Industry Standard Compliance	Safe and compliant with the latest industry standards, for peace of mind when hiring technicians. Gain faster approval from local Jurisdiction Having Authorities (JHA) and expedite installation.
Remote Monitoring & Control	Monitor, troubleshoot, and control your system remotely through web-based access or SNMP interface. Increase operational efficiency with full visibility into you power usage and the ability to remotely shutdown individual components helping you avoid costly site visits.
Hot-Swappable Components	Easy to move/add/change for a flexible and scalable power delivery system to grow with rising wireless demands. Minimizes equipment downtime and reduces business interruptions. Intelligent LED indicators on all system components for easier installation, onsite maintenance, and troubleshooting.

agency compliance

Emissions & Immunity	EN 55032, CFR47 (FCC) Part 15, Class A EN 55035, CE This device complies with part 15 of the FCC Rules. Operation is subject to the following two conditions: (1) This device may not cause harmful interference and (2) this device must accept any interference received, including interference that may cause operation. CAN ICES-3(A)/NMB-3(A)
Safety	UL-1400-1 Standard (Class 4); IEC 62368-1 and IEC 61508.
Environmental	REACH RoHS (Directive 2011/65/EU of the European Parliament and of the Council of 8-June- 2011 on the restriction of the use of certain hazardous substance in electrical and electronic equipment (recast).



Overview of the Panduit FMPS, showing the Transmitter Chassis which typically resides in the headend, delivering power in a Pulse Current waveform, through multi-conductor Class 4 cable, and sending it to the Panduit FMPS Receiver which is typically distributed throughout the building near devices that require power.

WORLDWIDE SUBSIDIARIES AND SALES OFFICES

PANDUIT US/CANADA
Phone: 800.777.3300

PANDUIT EUROPE LTD.
London, UK
Phone: 44.20.8601.7200

PANDUIT SINGAPORE PTE. LTD.
Republic of Singapore
Phone: 65.6305.7575

PANDUIT JAPAN
Tokyo, Japan
Phone: 81.3.6863.6000

PANDUIT LATIN AMERICA
Guadalajara, Mexico
Phone: 52.33.3777.6000

PANDUIT AUSTRALIA PTY. LTD.
Victoria, Australia
Phone: 61.3.9794.9020

For a copy of Panduit product warranties, log on to www.panduit.com/warranty



For more information
Visit us at www.panduit.com
Contact Customer Service by email: cs@panduit.com
or by phone: 800.777.3300

© 2023 Panduit Corp.
ALL RIGHTS RESERVED.
PUSP82-WW-ENG
9/2023