
Power Distribution Units

Empower your operations with cutting-edge PDU solutions.
Streamline efficiency, safeguard assets, and unlock savings.



Welcome to Panduit® Power Distribution

In today's dynamic IT landscapes, efficiency and reliability aren't just goals — they're necessities. Our innovative PDU solutions, harmonized with Cisco Nexus platforms are engineered to elevate your operations, merging cutting-edge technology with uncompromised performance. Panduit PDUs stand as the cornerstone of power management, ensuring seamless operation of your equipment in data centers and high-density IT environments.

Value Proposition




Quality & Reliability

3-Year standard and 5-Year extended warranty.



Real-Time Monitor

Real-time Monitoring of Power, Environmental & Cabinet Security.



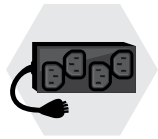
High Temperature

Built with premium components to withstand 140°F (60°C) at full load.



Plug & Play Accessories

Variety Environmental & Cabinet Access Control Accessories.



High Density Power

Unique outlets design for high outlet density.



Multi-Device WebGUI

Enhanced User-Experience with a self adjusting WebGUI that senses the device you are on.



Hot-Swappable & Upgradable

Hot-Swappable Controller with large OLED display.



Multi-Color

A variety of colored PDU chassis, power cords, and cable ties.



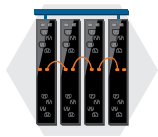
Hardened Security

Enhanced security with certificate-based advanced asymmetric encryption, validated and hardened with multiple security scanning tools.



Cisco Compatible

Panduit's intelligent PDUs are compatible with Cisco Nexus Dashboard software to enhance its insights related to Energy Savings and Sustainability.



1 GB On Board Ethernet Connection

Reduces deployment time and labor as PDU auto negotiates to 1GB network switches.

Power up your knowledge!

Scan the QR code to connect with our critical power specialist today and discover how we can supercharge your data center.



Content Overview

PDU Applications 4

Explore the versatility of PDUs across various industries, delivering reliable power where it's needed most.

Cisco Compatibility & Integration 5

Discover seamless integration with Cisco systems, enhancing network efficiency and power management.

Critical Power Integrated Solutions 6

Dive into solutions that keep your critical systems running without interruption thanks to robust and reliable power delivery.

Series Features 7

Unveil the unique features of our PDU series, designed to meet the diverse needs of modern data centers.

Applications & Mounting 8

Gain installation insights to help prepare for installation day.

Basic Series 9

Meet daily power distribution needs effortlessly, allowing devices to stay powered from UPS systems, generators, or direct mains supply.

Metered Input Services 10

Specializes in precise input power monitoring, providing continuous surveillance and stability of your power service.

Monitored Switched Series 11

Merges meticulous input power monitoring with dynamic outlet switching, offering a robust solution for sophisticated power management.

Monitored Per Outlet Series 12

Provides intricate power insights with dual-level monitoring at both the input and individual outlet, bringing unparalleled control over your energy distribution.

Monitored Switched Per Outlet Series ... 13

Harmonizes comprehensive power monitoring at input and output levels with the strategic capability of individual outlet switching, epitomizing the pinnacle of integrated power management solutions.

Universal Input Series 14

Experience unmatched flexibility in power compatibility and distribution with our Universal Input Series.

Sensors & Security 15-17

Enhance the safety and efficiency of your infrastructure with our advanced sensors and security solutions.

Power Cords 18


Connect with confidence using our durable and reliable power cords, tailored for a variety of applications.

How To Select a PDU 19

Determine which PDU is right for you based on power capacity, input and output configurations, monitoring features and scalability needs.

Product Part Numbers 20 & Specifications

Find detailed specifications and part numbers to select the perfect PDU solutions for your specific requirements.



PDU Applications & Sectors

Panduit Power Distribution Units are designed for the modern data center, integrating seamlessly with facility systems. Our PDUs offer versatile options in density, capacity, and connectivity, future-proofing your infrastructure to meet diverse application needs.

In the era of hybrid IT, our PDUs ensure reliable power across sectors like education, retail, healthcare, and finance. Our on-premise and colocation solutions enhance operational efficiency with a resilient architecture, future-proofing your operations for tomorrow's challenges.



Colocation Data Center

Offers multi-tenant data centers dual feeds, precise metering, and management, ensuring availability, billing accuracy, and space efficiency.



Education

Ensures uninterrupted power to tech-enhanced classrooms and labs, supporting a seamless educational experience.



Financial

Secures transactional and operational continuity with robust power supply and real-time monitoring, fortifying trust and stability.



Healthcare

Delivers critical power reliability to protect medical records and data systems, underpinning patient care and data security.



On-Prem Data Centers

Supplying a range of PDUs from basic to intelligent, tailored for the diverse and evolving needs of modern data centers.



Retail

Drives continuous operation of sales and digital systems, enhancing customer engagement and operational efficiency.

Cisco Integration

Panduit's Intelligent Power Distribution Units (PDUs) seamlessly integrate with Cisco Nexus Dashboard software, elevating energy savings and sustainability insights to new heights. Through the innovative Panduit Data Collector, power data is effortlessly harvested from Panduit PDUs and relayed to the Nexus Dashboard via validated APIs, streamlining the management of both existing and new PDUs.

This integration empowers data center operators with unparalleled visibility — down to the site, equipment, or individual PDU outlet — providing actionable insights that drive energy efficiency, reduce operational costs, and enhance sustainability strategies. Discover the future of intelligent power management with Panduit, where advanced technology meets environmental stewardship.



Panduit Integration

Panduit's integrated power management ecosystem is the intelligent core of your data center, with our PDU functioning as the pivotal connection point. This setup ensures a seamless interaction between the resilience of UPS systems, the comprehensive distribution capabilities of our PDUs, and the acute awareness brought in by intelligent environmental sensors and rack access controls. Together, they form a cohesive network, all monitored under the vigilant eyes of third-party DCIM software.

This intelligent integration allows for precise power monitoring, proactive environmental adaptation, and fortified security, all within the robust framework of our 2 and 4-post racks and enclosures. It's this strategic alliance of technology that grants you sophisticated control over your data center operations, optimizing every aspect from performance to resource utilization, and ensuring that your critical power needs are not just met but anticipated and managed with precision.



Scan the QR Code

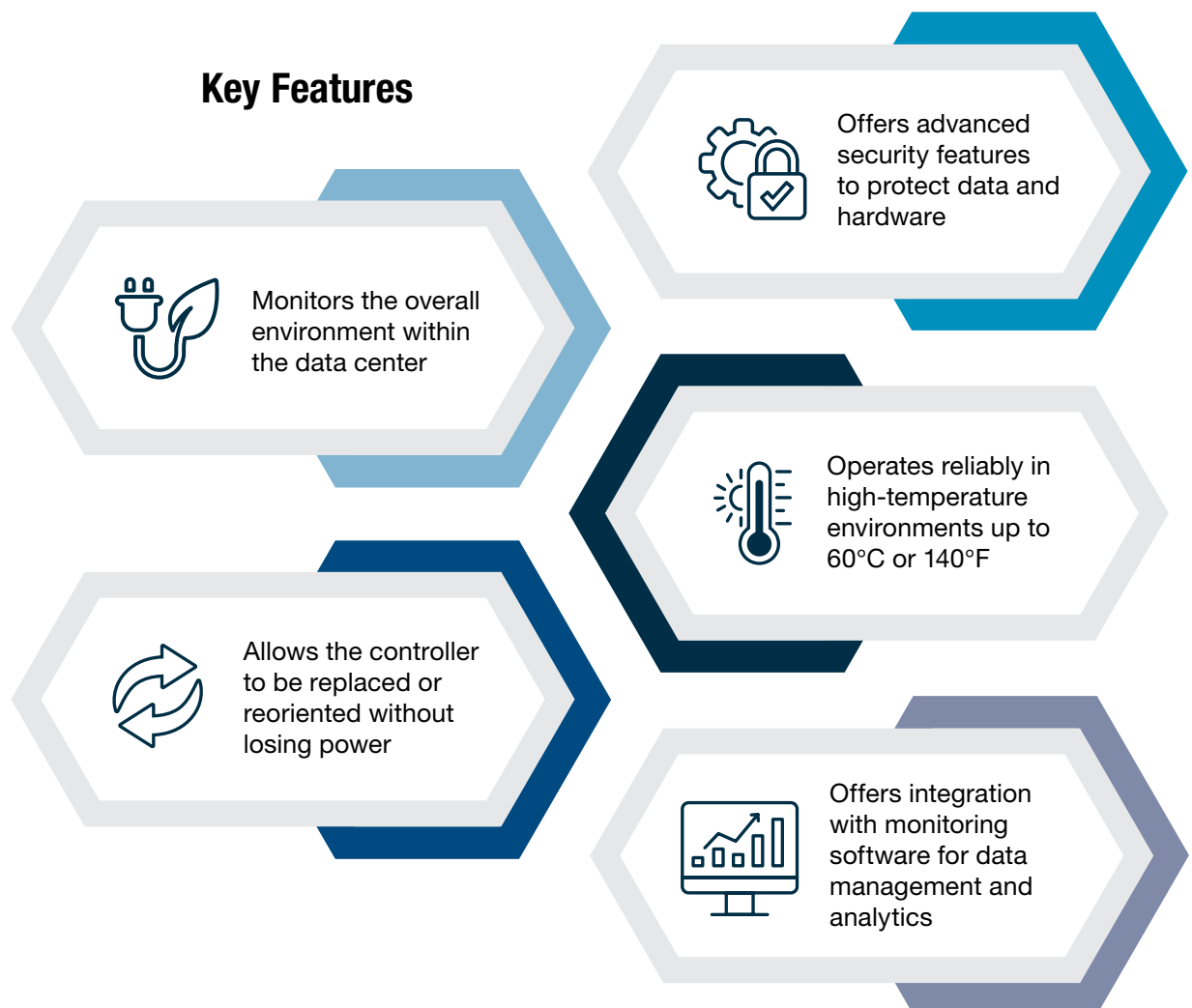
to dive into our critical power solutions



PDU Series Features

Feature/Series	Basic PDU	MI Series	MS Series	MPO Series	MSPO Series
Non-intelligent Power Distribution	✓				
Intelligent Power Monitoring		✓	✓	✓	✓
Outlet Level Switching			✓		✓
Input Level Monitoring		✓	✓	✓	✓
Outlet Level Monitoring				✓	✓
Optimized Form Factor	✓				
Environmental Monitoring		✓	✓	✓	✓
Security Handle Integration		✓	✓	✓	✓
High-Temperature Operation (60°C/140°F)	✓	✓	✓	✓	✓
Hot-Swappable Controller		✓	✓	✓	✓
Cloud Software Integration		✓	✓	✓	✓
4:1 Combination Outlets		✓	✓		✓

Key Features



Applications & Mounting



Chassis and Plug Location

180-Degree Symmetric Vertical Chassis with end-exiting cable simplifies the supply chain by enabling a single part number for both overhead and under floor power.




Universal Inlet

Future-proof your infrastructure with a single PDU that can be deployed globally by simply swapping in the appropriate facility type cord for your region, allowing power scaling from 5kW to 27.6kW.



Combination Outlets

Provide ultimate flexibility, allowing each outlet to be used as a C21, C19, C15, or C13, catering to various application needs.



Tool-less Mounting

Effortlessly mount your PDU into a rack with tool-less installation using a convenient button slot, saving time and simplifying setup.



Hot-Swappable Controllers

Allow complete removal of the network interface module without affecting outlet status, making them ideal for service or repair.



Rotatable Controllers

Enables a single part number to be used for both overhead and underfloor power management.

Characteristics of Power Distribution Units

- Non-intelligent PDU
- Optimized Form Factor
- High-Temp Operations
- Input Level Monitoring
- 4:1 Combo Outlets
- Intelligent Power Monitoring
- Outlet Level Switching
- Outlet Level Monitoring
- 



Basic PDU

Our Basic PDUs offer optimized horizontal/vertical form factors, minimizing space in a rack/cabinet while maintaining outlet count. They deliver our renowned quality and reliability without the extra cost of network intelligence or outlet control. In the “last mile” of the data center power chain, only the best will do.

Enhanced Circuit Protection

- Equipped with built-in magnetic hydraulic circuit breakers
- Provides robust defense against short circuits and overloads
- Not susceptible to high operating temperature environments
- Guarantees safe, uninterrupted operation

Reliable Power Outlet Connectivity

- Locking power cord compatible
- Cable tie slots for enhanced cord retention (on select)

Robust Construction

- Constructed with a durable metal housing and premium components
- Built to last, ensuring increased longevity and reliability
- Designed to perform even in demanding high-temperature environments

Versatile Mounting Options

- Equipped with built-in magnetic hydraulic circuit breakers
- Provides robust defense against short circuits and overloads
- Not susceptible to high operating temperature environments
- Guarantees safe, uninterrupted operation

Heavy-Duty Power Input

- Heavy-duty input cords and plugs exit out of the end cap, allowing use for overhead or underfloor power
- Models 20A and below feature C20 inlet with a detachable input cord

Simplified Installation

- Tool-less mounting buttons enable quick and secure setup of vertical PDUs
- Facilitates effortless attachment to rack keyhole slots

Comprehensive Offering

- Models offering up to 40 outlets and 22kW
- Designed for versatile rack integration
- Accommodates any data center layout

Characteristics of Power Distribution Units

- Non-intelligent PDU
- Optimized Form Factor
- High-Temp Operations
- Input Level Monitoring
- 4:1 Combo Outlets
- Intelligent Power Monitoring
- Outlet Level Switching
- Outlet Level Monitoring
-  Cisco Compatible

Metered Input

Metered Input PDUs add network intelligence to measure power consumption, energy use, and circuit breaker amperage. Pair with sensors and electronic handles for access control and environmental sensing.

Comprehensive Monitoring

- Advanced monitoring capabilities deliver precise, reliable power distribution
- Essential for mitigating disruptions and upholding seamless operations
- SNMP compatibility sends power data to your BMS/DCIM
- Built-in alerts and user-defined thresholds notify you of abnormalities before they become critical

Outlet Configuration

- Features a strategic mix of C13 and C19 outlets
- Models like the P42D20M adapt to diverse equipment needs
- Offers unparalleled device compatibility and configuration flexibility

High Capacity

- Tailored for intense power requirements
- PDUs like the P42D21M model excel in high-power demand settings
- Provides robust support for numerous devices
- 12 circuit breakers, 60/63 amp, 415 V, three-phase 34.6kW (North America) and 43.6kW (EMEA) power capacity

Environmental Monitoring

- Extend vigilance to environmental conditions
- Proactively protect IT assets from environmental threats
- Ensure optimal operational efficiency

Security and Safety Features


- Enhance data center integrity with physical access monitoring
- Significantly reinforce cabinet security
- Safeguard critical systems and data

Vertical and Tool-less Mounting

- Tool-less mounting buttons enable quick and secure setup of vertical PDUs
- Facilitates effortless attachment to rack keyhole slots



Characteristics of Power Distribution Units

- Non-intelligent PDU
- Optimized Form Factor
- High-Temp Operations
- Input Level Monitoring
- 4:1 Combo Outlets
- Intelligent Power Monitoring
- Outlet Level Switching
- Outlet Level Monitoring
-  Cisco Compatible

Monitored Switched

When users require advanced management and control, Switched PDUs set the standard in IT environments. Building on the intelligence of the Metered Input family, Switched PDUs offer outlet control (on/off/power cycle). For distributed sites and lights-out environments, they are indispensable.

Advanced Monitoring

- Provide comprehensive input power monitoring
- Ensure precise outlet control
- Include power cycling capabilities
- Deliver superior power distribution oversight

Enhanced Security and Uptime

- Secures data center infrastructure with remote power control
- Grants outlet control to authorized personnel only
- Allows for swift incident response
- Streamlines power management

Environmental Monitoring

- Extend vigilance to environmental conditions
- Proactively protect IT assets from environmental threats
- Ensure optimal operational efficiency

Capacity Planning and Optimization

- Provide intricate data for meticulous capacity planning
- Support power resource optimization
- Ensure efficient and cost-effective power infrastructure management

Integration with DCIM Solutions

- Designed for integration with DCIM solutions
- Provide a holistic view of the data center's power, space, and environment
- Enhance management efficiency



Characteristics of Power Distribution Units

- Non-intelligent PDU
- Optimized Form Factor
- High-Temp Operations
- Input Level Monitoring
- 4:1 Combo Outlets
- Intelligent Power Monitoring
- Outlet Level Switching
- Outlet Level Monitoring
- 
Compatible

Monitored Per Outlet

Monitored per Outlet PDUs offer precise power monitoring at the outlet level, ensuring optimal power distribution for data centers. This series enhances energy management, operational efficiency, and reliability in demanding environments.

Detailed Power Monitoring

- Maximize energy efficiency with Detailed Power Monitoring
- Enable meticulous tracking of power consumption at each outlet
- Optimize energy management
- Reduce costs with unparalleled precision

Environmental Monitoring

- Maintain the perfect environment for IT equipment with environmental monitoring
- Monitor critical environmental factors
- Ensure hardware operates within optimal conditions

Load Monitoring

- Achieve perfect load distribution with load monitoring
- Keep power loads balanced and efficient
- Prevent overloads
- Maximize operational performance

Alarm Thresholds

- Stay ahead of potential issues with customizable alarm thresholds
- Receive immediate notifications for any irregularities
- Allow for swift action to maintain continuity



Characteristics of Power Distribution Units

- Non-intelligent PDU
- Optimized Form Factor
- High-Temp Operations
- Input Level Monitoring
- 4:1 Combo Outlets
- Intelligent Power Monitoring
- Outlet Level Switching
- Outlet Level Monitoring
-  Cisco Compatible

Monitored Switched Per Outlet



Monitored & Switched per Outlet PDU series offer granular power monitoring and remote outlet switching. Enhance operational safety and optimize power usage with environmental monitoring, perfect for data centers prioritizing efficiency, security, and detailed power management.

Granular Control and Monitoring

- Dive deep into power management with granular control and monitoring
- Offer detailed insights and remote control over each outlet
- Elevate troubleshooting and power management strategies
- Achieve new heights of precision and convenience

Environmental Sensing

- Ensure IT equipment thrives under ideal conditions with environmental sensing capabilities
- Monitor temperature and humidity
- Safeguard technology from environmental threats
- Optimize performance and longevity

Efficient Energy Management


- Provide critical insights into power consumption
- Empower cost-effective, sustainable decisions
- Optimize power distribution needs

Integration with DCIM

- Achieve a holistic view of your data center's power and environmental health
- Seamless integration with DCIM systems
- Enhance operational insights
- Merge power management with comprehensive infrastructure oversight



Characteristics of Power Distribution Units

- Non-intelligent PDU
- Optimized Form Factor
- High-Temp Operations
- Input Level Monitoring
- 4:1 Combo Outlets
- Intelligent Power Monitoring
- Outlet Level Switching
- Outlet Level Monitoring
-  **CISCO**
Compatible

Universal

The universal PDU offers modularity and scalability with changeable input cords for global compatibility. Its 4:1 outlets (C13/C15/C19/C21) accommodate various cords, making it adaptable for multiple input and output configurations, aiming for a truly “universal” PDU.

Global Versatility

- Universal inlet design
- Broad voltage compatibility
- Redefine power distribution
- Simplify global deployments
- Reduce inventory challenges

Scalable Power

- Panduit’s uPDU supports power requirements from 3.3kW to 27.6kW
- Offers flexibility to adapt to changing power needs
- Simply swap out the input cord
- No need to replace the entire PDU due to increased power requirements

Environmental Sensing

- Built-in sensors for real-time monitoring
- Safeguard critical infrastructure from environmental risks
- Maintain optimal operational conditions

Energy Management

- Offers advanced analytics on energy consumption, promoting cost savings and sustainability by optimizing energy use

DCIM Integration

- Enables seamless integration with DCIM systems
- Provides comprehensive insights into power and environmental conditions
- Supports strategic decision making



Rack PDU Environmental Sensors

Transform your data center's environmental rack monitoring and power distribution with our comprehensive suite of plug and play, digital sensors and accessories. Where each solution is engineered to meet specific monitoring and power management needs.



Temperature Sensor (EA001)

Keep a precise check on temperature levels and receive threshold alerts on critical values to ensure you have optimal conditions to protect your IT equipment's performance and longevity.



3 Sensor Input Hub (EF001)

Centralize and streamline your monitoring by connecting multiple sensors to a single hub, simplifying management and data analysis.



Temperature & Humidity Sensor (EB001)

Dual monitoring capability notifies you when ideal temperature and humidity levels are exceeded, safeguarding your equipment from environmental stress.




Dry Contact Input (ACC01)

Integrate a wide range of external sensors and devices into your monitoring system, enhancing flexibility and control.



3-in-1 Temperature & Humidity Sensor (EC001)

An integrated solution to monitor humidity and temperature at the top, middle and bottom of a rack, this versatile sensor offers temperature and humidity in one compact unit.



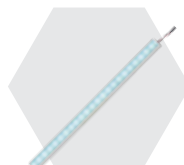
Door Contact Switch (ACA01)

Secure your critical areas with this switch that alerts you whenever protected doors are accessed.



Rope Leak Detector (ED001)

Protect your assets from water damage with this sensitive and expansive leak detection system, perfect for covering large areas.



Auto Light Bar (ACD01)

Illuminate your cabinets automatically upon opening, enhancing visibility and convenience during maintenance or inspection.



Spot Leak Detector (EE001)

Rapidly identify and address specific leak-prone spots, preventing damage and downtime with pinpoint accuracy.

Rack Security Solutions

Secure your data center's future with Panduit Smart Security Handles. Designed for unparalleled protection, these intelligent handles feature dual authentication, card key, keypad, and remote access to ensure only authorized team members have access to sensitive equipment. With an integrated humidity sensor and the ability to attach additional temperature sensors, you're not just securing your assets against unauthorized users, but you are ensuring optimal climate conditions. Elevate your data center's security and operational integrity with our cutting-edge Smart Security Handle.

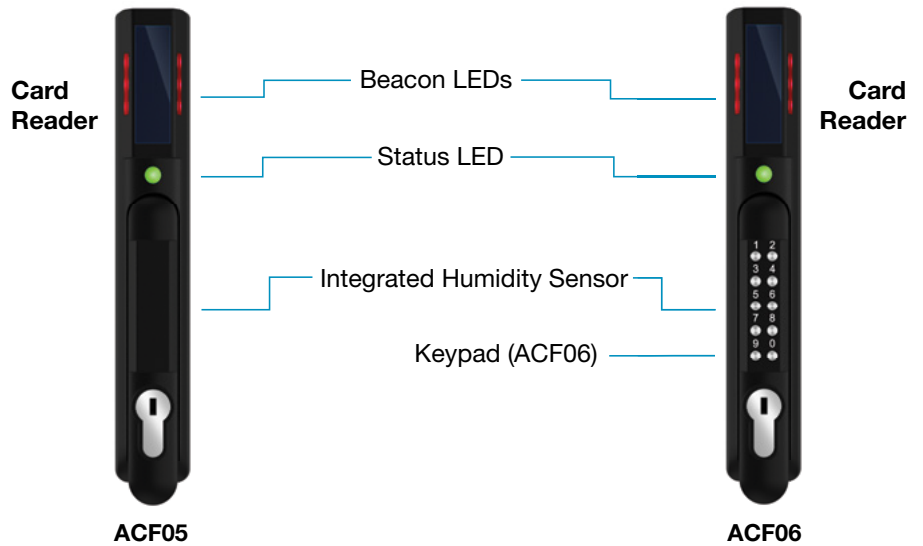
Features

Up to 200 Users

Multifrequency
card access

HID 125KHz,
Mifare and iCla

Dual authentication
(keypad model)



Unlock the full potential of secure data center management with our Smart Security Handles.

Dive into a visual journey that showcases the advanced features and benefits, including dual authentication and integrated environmental sensing. Explore how these innovative handles can transform your data center's security and efficiency.



Scan the QR Code

to view PDU Security Accessories



Security Access Environmental Monitoring Solutions

Enhance your security setup with precision-crafted sensors, meticulously designed for seamless integration with the Smart Security Handle. Elevate your thermal awareness and protection of your IT assets by incorporating environmental sensors to further safeguard your sensitive equipment.



Temperature + Door Contact (ACF10)

This dual-function sensor not only monitors temperature within your environment but also alerts you to any unauthorized access, ensuring your assets are under constant surveillance.



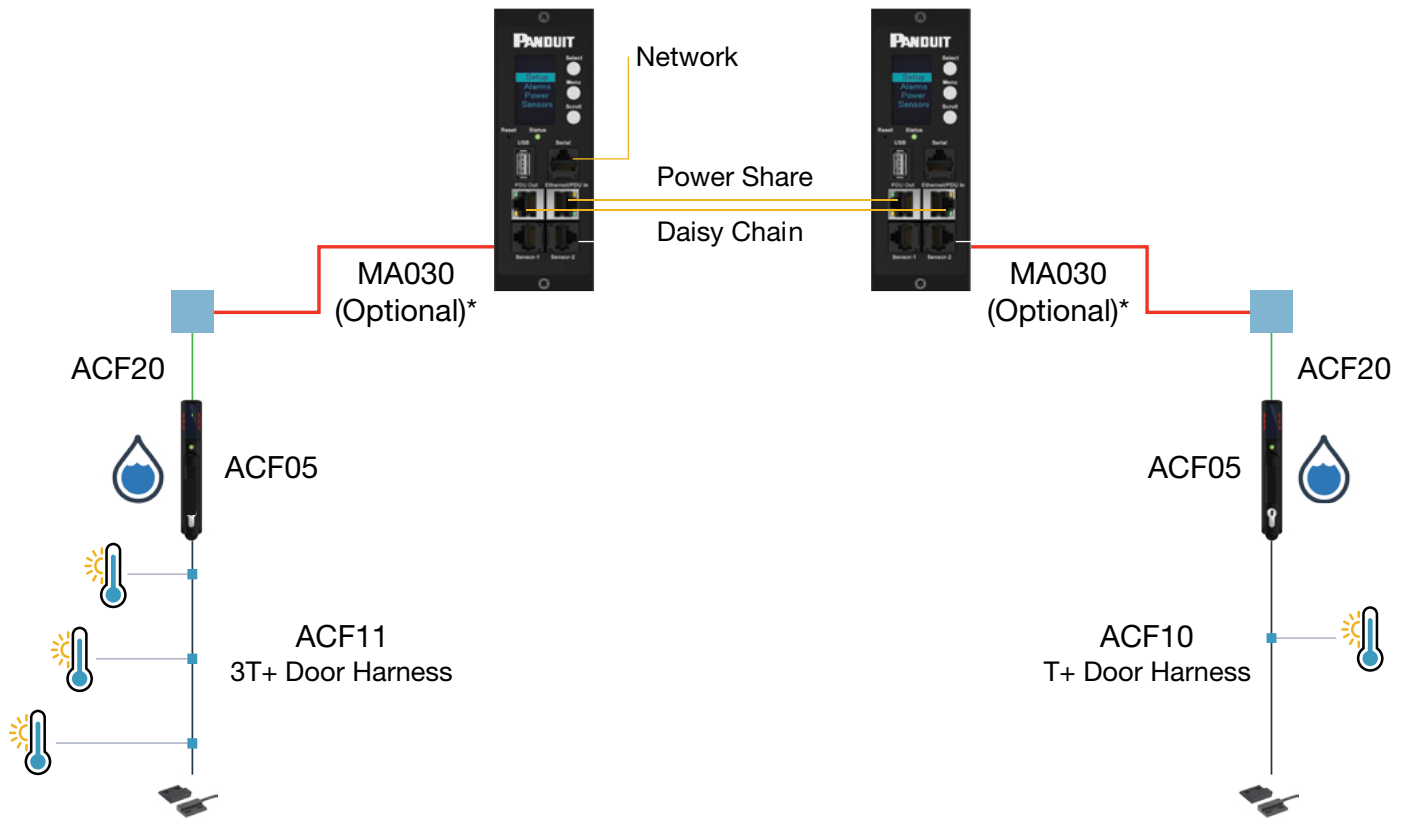
3-in-1 Temperature + Door Contact (ACF11)

A comprehensive monitoring solution that keeps a vigilant eye on temperature levels and door access, with an additional third sensor for enhanced environmental oversight.



Harness for Connecting Security Handle to Panduit iPDU (ACF20)


Ensure a secure and integrated connection between your security handle and iPDU, fortifying the security framework of your power distribution unit.



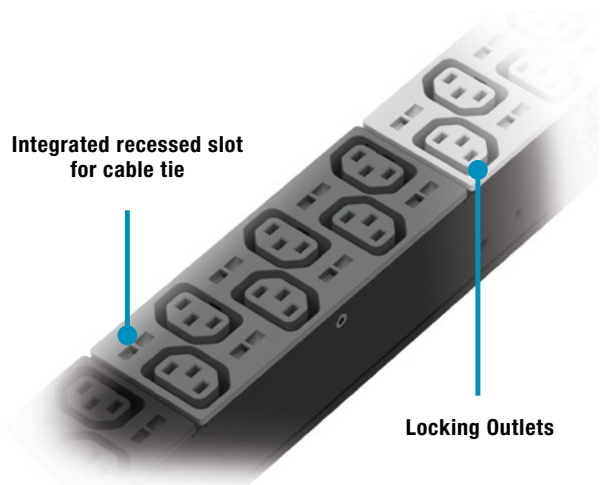
*The MA030 features a coupler to optimize door removal and is 10 ft. (3m) in length.

Dual-Locking IT Power Cords

Our dual-locking IT power cords are designed to reliably transfer power from the rack PDU to active IT equipment in the data center cabinet or rack. Recognized for their best-in-class, heavy-duty, dual-locking configuration, dual-locking IT power cords ensure a secure and stable power supply. These cords are meticulously crafted to minimize management of slack loops and unnecessary clutter, effectively optimizing the organization of your IT racks.



Integrated recessed slot for cable tie



Locking Outlets




G-PUC13BLUE



G-PUC19RED



LPCA03-X



G-PUC14BLUE



G-PUC20RED



LPCA08-X



LPCA12-X

Scan the QR Code

to view the Power Cords Selector Guide



How to Select a PDU

1

Input Plug Type Compatibility

Select an input plug type that is compatible with your power source to ensure a secure and stable connection.

2

Choose a Form-Factor

Determine whether a vertical (0U) or horizontal (1U or 2U) form factor best fits your space requirements and installation preferences.

3

Verify Compatibility

Match the PDUs input voltage, phase, and current specifications with the power feed of your UPS, rack or cabinet and the requirements of the connected devices.

4

Determine Outlet Receptacle Types

Identify the types (e.g., IEC C13, IEC C19, NEMA 5-15R) and quantities of outlet receptacles needed to power your connected equipment effectively.

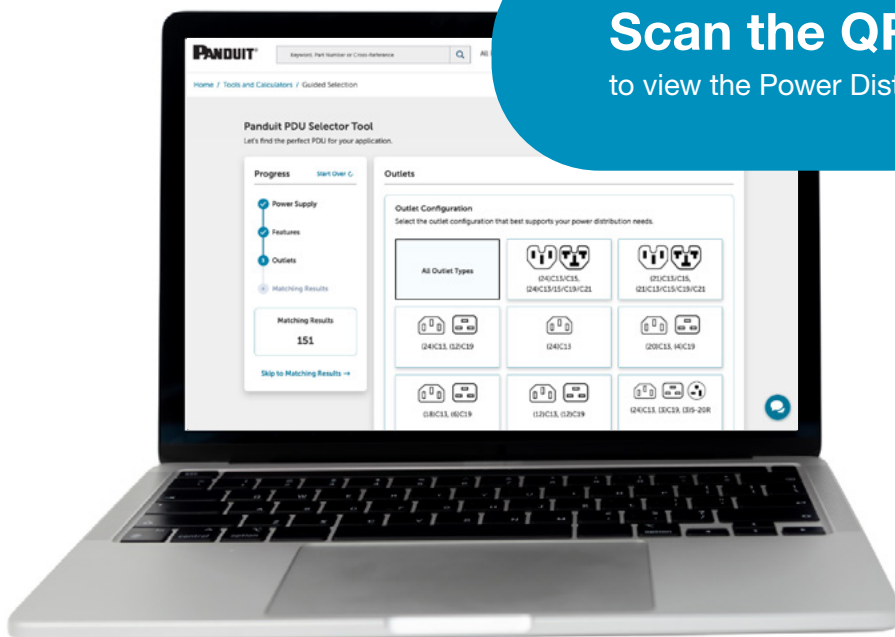
5

Remote Access/Control Requirements

Assess the need for remote access or control features. Choose from options like basic (non-intelligent) PDU, network metered PDU (providing power data monitoring at the PDU inlet), or network switched PDU (offering remote power-cycle capabilities of outlets) based on your requirements for power backup, monitoring, and control.

[Scan the QR Code](#)

to view the Power Distribution Selector Guide



Product Part Numbers & Specifications

Basic PDU

Part Number	Description
P12B01M	This Panduit G5 Basic PDU features (12) 5-20R outlets. It is a 15 amp, 120 V, single phase PDU with a NEMA 5-15P input plug and a 10 foot (3m) power cord.
P12B19M	This Panduit G5 Basic PDU features (12) 5-20R outlets. It is a 20 amp, 120 V, single phase PDU with a NEMA 5-20P input plug and a 10 foot (3m) power cord.
P30B06M	This Panduit G5 Basic PDU features (24) C13 and (6) C19 outlets. It is a 32 amp, 230 V, single phase PDU with an IEC 60309 2P+E 6h 32A (IP44) input plug and a 10 foot (3m) power cord.

Metered Input PDU

Part Number	Description
P42D06M	This Panduit G5 Monitored Input PDU features (36) C13 and (6) C19 outlets. It is a 32 amp, 230 V, single phase PDU with an IEC 60309 2P+E 6h 32A (IP44) input plug and a 10 foot (3m) power cord.
P38D25G	The Panduit G6 Monitored Input PDU features (32) C13 and (6) C19 outlets. It is a 30 amp, 208 V, single phase PDU with a NEMA L6-30P input plug and a 10 foot (3m) power cord.
P42D04G	The Panduit G6 Monitored Input PDU features (32) C13 and (6) C19 outlets. It is a 30 amp, 208 V, single phase PDU with a NEMA L6-30P input plug and a 10 foot (3m) power cord.

Monitored Switch PDU

Part Number	Description
P32E06M	This Panduit G5 Monitored Switched PDU features (24) C13 and (8) C19 outlets. It is a Dual Rated 30/32 amp, 240/230V, single phase PDU with IEC 60309 2P+E 6h 30/32A (IP44) input plug and a 10 foot (3m) power cord.
P36E09M	This Panduit G5 Monitored Switched PDU features (24) C13 and (8) C19 outlets. It is a Dual Rated 30/32 amp, 240/230V, single phase PDU with IEC 60309 2P+E 6h 30/32A (IP44) input plug and a 10 foot (3m) power cord.
P24E01M	This Panduit G5 Monitored Switched PDU features (20) C13 and (4) C19 outlets. It is a 32 amp, 230 V, single phase PDU with an IEC 60309 2P+E 6h 32A (IP44) input plug and a 10 foot (3m) power cord.

Monitored Per Outlet PDU

Part Number	Description
P36F13M	This Panduit G5 Monitored Per Outlet PDU features (24) C13 and (12) C19 outlets. It is a 32 amp, 400 V, three phase PDU with an IEC 60309 3P+N+E 6h 32A (IP44) input plug and a 10 foot (3m) power cord.
P36F12M	This Panduit G5 Monitored Per Outlet PDU features (30) C13 and (6) C19 outlets. It is a 16 amp, 400 V, three phase PDU with an IEC 60309 3P+N+E 6h 16A (IP44) input plug and a 10 foot (3m) power cord.

Monitored Switched Per Outlet PDU

Part Number	Description
P36G18M	This Panduit G5 Monitored & Switched per Outlet PDU features (30) C13 and (6) C19 outlets. It is a 30 amp, 208 V, single phase PDU with a NEMA L6-30P input plug and a 10 foot (3m) power cord.
P24G01G	This Panduit G5 Monitored & Switched per Outlet PDU features (30) C13 and (6) C19 outlets. It is a 30 amp, 208 V, single phase PDU with a NEMA L6-30P input plug and a 10 foot (3m) power cord.



Our most important connection is with you.

We have the knowledge and experience to help you make the most of your infrastructure investment.

www.panduit.com/pdu

Let's Connect

www.panduit.com/contact-us



PANDUIT[®]